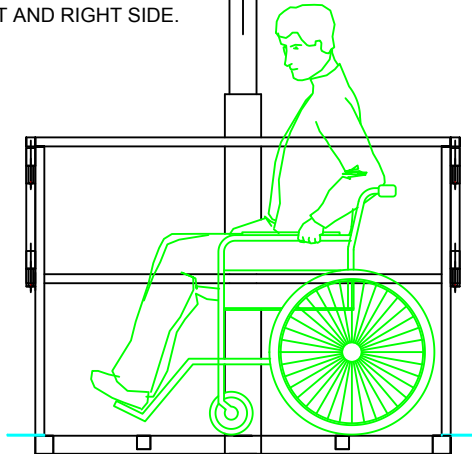


CENTER OF COLUMN

100.0 [3.94]  
140.0 [5.51]  
100.0 [3.94]  
50.0 [1.97]

VIEW FROM FRONT OF LIFT.  
BRACE BRACKET HAS FLANGES  
ON FRONT AND RIGHT SIDE.

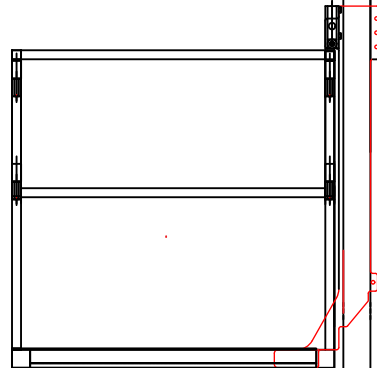


FLOOR SURFACE

CENTER OF COLUMN

200.0 [7.87]  
174.9 [6.89]  
50.0 [1.97]  
65.1 [2.56]  
25.1 [0.99]

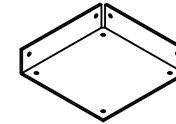
VIEW FROM RIGHT SIDE OF LIFT.  
BRACE BRACKET HAS FLANGES  
ON BACK AND RIGHT SIDE.



CENTER OF COLUMN

214.9 [8.46]  
200.0 [7.87]  
174.9 [6.89]  
50.0 [1.97]  
25.1 [0.99]

VIEW FROM RIGHT SIDE OF LIFT.  
BRACE BRACKET HAS FLANGES  
ON FRONT AND RIGHT SIDE.



THE BRACE BRACKET (ABOVE) MOUNTS FLAT ON TOP  
OF THE HOIST HEAD. IT CAN BE ROTATED AND  
MOUNTED IN FOUR (4) DIFFERENT POSITIONS. THIS  
PROVIDES FOR TWO (2) ADJACENT VERTICAL  
SURFACES ONTO WHICH HORIZONTAL BEAMS MAY BE  
MOUNTED.

U BOLT  
WALL ANCHOR  
(OPTIONAL)  
FLOOR ANCHOR  
3/8" STAND OFF SPACER  
(OPTIONAL)

PRIMARY DIMENSIONS ARE IN  
MILLIMETERS. DIMENSIONS IN BRACKETS  
ARE IN INCHES AND ARE REFERENCE ONLY

PROPRIETARY INFORMATION:

THIS DRAWING AND ITS CONTENTS  
ARE CONFIDENTIAL AND ARE THE  
PROPERTY OF KM SERVICES, INC.  
ANY REPRODUCTION OF THIS DRAWING  
OR ANY PART IN ANY MANNER IS  
PROHIBITED WITHOUT THE WRITTEN  
PERMISSION OF KM SERVICES.

COPYRIGHT 2013

OPEN DIMENSION TOLERANCES

X = +/- 0.5  
X.X = +/- 0.3  
X.XX = +/- 0.1  
\*STOCK\* = +/- 1.5  
ANGLES = +/- 15 MIN  
SURFACE FINISH  
(MICRO METERS)



THIRD ANGLE  
PROJECTION

ALL SURFACE FINISHES TO  
COMMERCIAL TOLERANCES  
UNLESS OTHERWISE SPECIFIED

DO NOT SCALE PRINT

MATERIAL:

HEAT TREAT:

FINISH:

DRAWN:

DATE:

ENG CHK:

MFG CHK:

APPD:

SCALE: 1:1

SHEET: 1 OF 1 SIZE

REV 2

**KM SERVICES, INC.**

WILLIAMSBURG, VA. 23185

DWG TITLE

BRACE BRACKET CONFIGURATIONS

DWG NUMBER

REV